



If you're looking for the best way to see Brisbane and the East Coast of Australia, then our 3 week guided Oz East Coast adventure is for you. Full of incredible experiences, from Brisbane's famous beaches and nightlife, Fraser Island (K'gari) will have you driving a 4x4 on the beach, followed by sailing around the stunning Whitsundays 74 tropical islands. Heading to Magnetic Island, followed by snorkelling the magical Great Barrier Reef, plus much, MUCH more! You'll have an awesome group leader to guide you along the way, and a great new group of friends to enjoy the trip with. If you're coming to Oz on a Working Holiday Visa, you can get help finding work by upgrading to our Oz Jobs Program and get help with finding work and assistance setting you up to live in Oz! Get ready for the trip of a lifetime!

BRISBANE ➔ CAIRNS

- Transport:** Public Coach, Minivan & Ferry
- Meals:** 6B, 7L, 6D
- Group size:** 8 - 22
- Age Range:** 18 - 39
- Local Fees:** None

HIGHLIGHTS



- See stunning Fraser Island (K'gari) in a 4x4 and camp under the stars
- Explore the Whitsundays 74 tropical islands, especially the world famous Whitehaven beach
- See the wild koalas and wallabies on Magnetic Island
- Discover the Atherton Tablelands
- Snorkel the Great Barrier Reef and 2 of its unique outer reef locations by sail boat
- Sort all the important stuff for living and working in Oz, including setting up a bank account, tax file number, medicare and unlimited job finding assistance with our work add-on

INCLUSIONS

- ✓ Airport Transfer
- ✓ 19 Nights Accommodation
- ✓ 19 Meals
- ✓ All Transport
- ✓ Awesome Group Leader
- ✓ Brisbane City Tour
- ✓ 3 Day 4WD Tour of Fraser Island (K'gari)
- ✓ 2 Day 2 Night Whitsundays Sailing Trip
- ✓ 2 Nights Magnetic Island with Ferry Transfers
- ✓ Forts Walk
- ✓ Atherton Tablelands
- ✓ Full Day Snorkelling Great Barrier Reef at 2 Outer Reef Locations
- ✓ Help with Onward Travel

NOT INCLUDED:

Flights, insurance, visas, extra nights, some meals, drinks



ITINERARY & IMPORTANT INFO

DAY 1-2 - WELCOME TO OZ

• **BRISBANE** After landing in Brisbane you'll jump on an included airport transfer to our hostel where you'll meet the rest of your travel crew. You'll experience Queensland's capital and will get to chill out in 'The Lagoon', the only city man-made beach in Australia.

DAY 3-7 - 4X4 ISLAND SAFARI

• **NOOSA & FRASER ISLAND (K'GARI)** Noosa is the Aussie holiday favourite, and you're about to find out why. Famous for its laidback lifestyle and stunning beaches, you'll get to experience this as you kickback and relax before heading to Fraser Island (K'gari) - one of the absolute highlights on the East Coast. You'll be driving 4x4's around the biggest sand island in the world, and spend the next 3 days on sand dunes and beaches. Our next swim stop is the beautiful turquoise waters of Lake McKenzie, followed by a float down the river of Eli Creek. Indian Heads lookout is our next stop for 360 views of Fraser Island, then we get to chill in the bubbles of the Champagne Pools. You will learn about the history of the Aboriginal culture on the island, spot dingoes in the wild, and see the stars as you sleep in a purpose built campsite with your group. Arriving back in Noosa, we then get to explore the idyllic coastline on our way to the Fairy Pools, an Instagram-worthy spot you won't want to miss.

DAY 8-11 - SAIL TROPICAL ISLANDS

• **AIRLIE BEACH & WHITSUNDAYS** Once we hit Airlie beach, you'll get to enjoy some free time at the beachfront lagoon, before we begin sailing the stunning Whitsundays, made up of 74 tropical islands. We'll board our boat for the next 2 nights, relaxing and sunbathing on the massive deck as we sail to the outer parts of the Great Barrier Reef. See an abundance of marine life as you snorkel and stand-up paddle board on the fringing reefs. Next up is world-famous Whitehaven Beach, a stunning beach filled with swirls of fine white sand.

DAY 12-13 - ISLAND EXPLORING

• **MAGNETIC ISLAND** Magnetic Island is our next stop as we jump on a ferry to this tropical paradise. You'll stay in beachfront huts for the next 2 days as you explore this magical island. Hire a car and explore the hidden beaches, as well as hike up the historic Forts Walk, and chill out in your ocean front hammock. You may even spot wild koalas and wallabies!

DAY 14-15 - HEART-PUMPING ADVENTURE

• **MISSION BEACH** The chilled out beachfront town of Mission Beach is our next relaxation location. It's also filled with adrenaline pumping activities that you may choose to do, from skydiving at 15,000ft over the Great Barrier Reef and rainforests, or white water rafting on the Tully River Rapids through the World Heritage Rainforest.

DAY 16-20 - GREAT BARRIER REEF

• **CAIRNS** Welcome to the ultimate backpacker adventure hub, Cairns. It's time to tick off a huge bucket list item and spend a full day on the Great Barrier Reef. You'll spend the day sailing and snorkelling unique outer reef locations in this World Heritage listed site.

Exploring the Aussie oasis of the Atherton Tablelands is next for Cairns, where you will swim under waterfalls and dormant volcano craters, and slide down natural rock slides, all while learning about this extraordinary place from your experienced guide. The night will finish with a farewell dinner and drinks to toast to the incredible adventures and friends we have made.

Your epic Aussie adventure ends in Cairns on the morning of day 20, but we are here to help with onward travel or work in Oz for the rest of your time in Australia.

OZ JOBS PROGRAM

By doing Oz East Coast Adventure with the Work add-on we'll give you everything you need to find work in Australia including exclusive access to our own 'Oz Jobs' Program.

Before You Start: We'll help sort all the important things you'll need before you start working in Australia. We'll make sure you have your Aussie bank account open with your card and pin ready for when you arrive, along with your Aussie SIM card and tax file number.

Training Courses: Certain jobs such as bar work and construction require you to complete specific training. We'll explain what's needed and can book you onto all necessary training courses after the trip.

INTRO Jobs App: You'll get a lifetime membership to our 'Oz Jobs' Program. This includes exclusive access to our INTRO Jobs App, where we post lots of great job opportunities everyday.

Unlimited Help & Advice: Your group leader will give you a comprehensive 'Work in Oz' presentation, as well as one on one advice and support on CV building, job finding, interview skills and anything else you'll need to secure a great job in Australia.

Australia Wide Support: We have friendly staff in our Australian offices that will be there to support you and help you find work for the entire time you're in Oz.

Farm Work & 2nd & 3rd Year Visas: If you do 88 days of regional or farm work in Australia you can apply for a 2nd Working Holiday Visa. We'll give you lots more info on this during your trip, will help you find farm work and will also help you apply for your 2nd Year Visa.

ARRIVAL INFORMATION

It's best to arrive on the actual start date as there's no activities on day one. If you do arrive in Brisbane before your start date we will still organise your airport transfer and book you into the hostel from the day you arrive. Extra nights can be pre-paid with your agent or direct with us.

AFTER OZ EAST COAST ADVENTURE

Oz East Coast Adventure finishes in Cairns. After your trip we'll make sure you're comfortable with what you're doing, where you're going and help you with everything you'll need to have the trip of a lifetime with the friends you've made.


VISAS

You need a visa to enter Australia. Most people who do Oz East Coast Adventure are on either a Tourist Visa or a Working Holiday Visa if they are doing the Oz Jobs add-on.

Please refer to our [Important Stuff](#) page for all up to date visa information for Australia or contact us if you need any help.

TRAVEL INSURANCE

Although Australia is a relatively safe place, it is important that you cover yourself for the unexpected by arranging travel insurance before you go. Travel insurance is compulsory for this trip and you can organise a quote and policy for yourself [here](#).



ACCOMMODATION GUIDE

BRISBANE - BUNK HOSTEL

2 NIGHTS

Popular hostel close to all the nightlife.

- Multi-Share Rooms
- Shared Bathrooms
- WiFi, Air Con & Laundry
- Kitchen & Dining Area

NOOSA - NOMADS NOOSA HOSTEL

2 NIGHTS

Situated in the heart of Noosa.

- Multi-Share Rooms
- Shared Bathrooms
- WiFi, Air Con & Laundry

FRASER ISLAND (K'GARI) - CAMPING

2 NIGHTS

Camp on the largest sand island in the world!

- Shared Tents
- Shared Bathrooms

OVERNIGHT BUS

1 NIGHT

A comfy ride and great journey.

- Air Con
- Toilet Onboard

AIRLIE BEACH - BASE HOSTEL

2 NIGHTS

Funky hostel with tropical vibes!

- Multi-Share Rooms
- Ensuite
- WiFi, Air Con & Laundry
- Swimming Pool, Bar & Restaurant



BRISBANE



NOOSA



FRASER ISLAND (K'GARI)



AIRLIE BEACH

WHITSUNDAYS - PREMIUM BOAT

2 NIGHTS

Bucket list experience with stunning views!

Multi-Share Rooms

Shared Bathrooms

The best way to experience the Whitsundays!



WHITSUNDAYS

MAGNETIC ISLAND - BASE HOSTEL

2 NIGHTS

Located right on the beach.

Multi-Share Rooms

Shared Bathrooms

WiFi, Air Con & Laundry

Island Bar



MAGNETIC ISLAND

MISSION BEACH - MISSION BEACH RESORT

2 NIGHTS

Nestled amongst a tropical rainforest.

Multi-Share Rooms

Shared Bathrooms

WiFi, Air Con & Laundry

Swimming Pool & Bar



MISSION BEACH

CAIRNS - GILLIGAN'S HOSTEL

4 NIGHTS

The most popular hostel in Cairns!

Multi-Share Rooms

Ensuite

WiFi, Air Con & Laundry

Swimming Pool



CAIRNS

IMPORTANT NOTE



The accommodation featured in this document is our usual properties. At certain locations we use alternative accommodation (of equal standard) when needed.

#SMALLCHANGE

SUSTAINABLE TRAVEL



PROTECTING THE ENVIRONMENT



SUPPORTING LOCAL COMMUNITIES



CULTURAL EXCHANGE & EDUCATION



ANIMAL WELFARE

Making a positive difference to the amazing destinations we travel is at the core of what we do. Small Change is our own socially conscious initiative aimed at making the world that little bit better place to explore! Click [here](#) to learn more!



WE'RE PLANTING 10 TREES FOR EVERY INTRO TRAVEL BOOKING!

FAQS



DO MANY PEOPLE TRAVEL ALONE?

Yes. Lots of people on our trips are travelling solo. But by doing our trip you'll instantly be part of a group, so it's a great way to meet others and make friends!



CAN I CHAT TO MY GROUP BEFORE I LEAVE?

You can start chatting to people in your group and other travellers before you leave. Just go to our Facebook page, click on 'Groups' and choose [Australia](#).



WHEN IS THE BEST TIME TO VISIT AUSTRALIA?

It's always a good time to go backpacking in Australia! It's generally quite hot in most parts of the country for the majority of the year except for the southern half of Australia during winter (June, July & August). But because Australia is such a big country when it's cold down south most people will head north and follow the sun!



IS THERE WI-FI THROUGHOUT THE TRIP?

Most accommodations we stay at have free Wi-Fi available. Australia's Wi-Fi network is usually quite good.



WHAT LUGGAGE DO YOU RECOMMEND?

We always recommend travelling with a backpack and packing light! 15-20kgs of stuff should be plenty. Australia is a BIG country so dragging around a huge bag is not fun.



DO I NEED A DRIVERS LICENSE?

To drive on Fraser Island, you'll need to be over 21 years old with a full driving license and 3 years driving experience and will have to show your drivers license at the safety briefing at the hostel.



WHAT IS A WORKING HOLIDAY VISA

A Working Holiday Visa allows you to stay in Australia for up to 12 months. You are legally allowed to work with a WHV for each employer for up to 6 months, or 12 months in two different locations. Once your visa has been approved you have 12 months to use it. You must be aged 18-35. For more information on WHV, click [here](#).



DO I NEED A CERTAIN AMOUNT OF MONEY TO ENTER AUSTRALIA?

You should have sufficient funds to support your trip. If you're on a WHV or have a return ticket out of Australia, then it's unlikely you'll be asked to show evidence. However, it is a good idea to have at least \$4,000AUD.



WHAT IS THE BEST WAY TO ACCESS MY MONEY?

If you're going to be working in Oz then you'll need an Aussie bank account. To open your bank account just go to the ['Manage My Booking'](#) section of our website. Your bank account will be set up with [Wise](#). Australian employers will be able to pay you through this and you'll be able to use the Wise card to pay for things and withdraw cash at ATM's. If you transfer your money from home into Australian dollars you can avoid paying foreign exchange fees when you use the card.



TERMS & CONDITIONS

For the full set of Terms and Conditions for our tours, start dates, and your responsibilities as a traveller with us, please see the [Terms & Conditions](#) section of our website.

That's about it for now!

Once you've booked you'll get access to 'Manage My Booking' and the INTRO Travel App, which will give you all the information you'll need on Australia and Oz East Coast Adventure, so you can just relax and enjoy the experience.

Of course if you have an more questions just contact us. We're happy to help!