



If you're looking for the best way to see Sydney, Byron Bay, Surfers Paradise and Brisbane and the ultimate start to your Aussie adventure then our 10 day Oz Intro trip is for you! Full of incredible experiences, from Sydney's iconic beaches and nightlife, to surf lessons from real Aussie surfer dudes in the famous Byron Bay, plus much more! You'll have an awesome group leader from the moment you arrive and an instant group of friends to enjoy the trip with. If you're coming to Oz on a working holiday visa upgrade to Oz Intro + Work to access our Oz Jobs Program and get everything you'll need to live and work in Oz, plus unlimited job finding assistance. Get ready for the trip of a lifetime!

SYDNEY ➔ BRISBANE

- Transport:** Public Coach, Minivan
- Meals:** 2B, 1L, 2D
- Group size:** 8 - 22
- Age Range:** 18 - 39
- Local Fees:** None

HIGHLIGHTS


- Discover Sydney's beautiful harbour & iconic beaches
- Learn to surf with real Aussie surf dudes in Byron Bay
- Party the night away in Surfers Paradise
- Sort all the important stuff for living and working in Oz, including setting up a bank account, tax file number, medicare and unlimited job finding assistance with our work add-on

INCLUSIONS

- ✓ Airport Transfer
- ✓ 9 Nights Accommodation
- ✓ 5 Meals
- ✓ All Transport
- ✓ Awesome Group Leader
- ✓ Sydney City Tour
- ✓ Bondi to Coogee Walk & Beach BBQ
- ✓ Surf Lesson
- ✓ Byron Bay Surf Board Hire
- ✓ Yoga Class
- ✓ Cape Byron Lighthouse Walk
- ✓ SUP Lesson & Tour
- ✓ Brisbane City Tour
- ✓ Help with Onward Travel

NOT INCLUDED:

Flights, insurance, visas, extra nights, some meals, drinks



ITINERARY & IMPORTANT INFO

DAY 1 - WELCOME TO OZ

• **SYDNEY** After landing in Sydney you'll jump on an included airport transfer to our hostel where you'll meet the rest of your travel crew and get excited for your adventures to come!

DAY 2 - CITY & NIGHT OUT

• **SYDNEY** Today we'll show you around the beautiful city of Sydney and learn about its fascinating culture and history. This evening we'll head out for dinner and a few drinks and show you the best of Sydney's nightlife!

DAY 3 - BONDI BEACH & BBQ

• **SYDNEY** Today we visit the world famous Bondi Beach where you can take a swim or just relax and work on your tan. We'll then do the famous Bondi to Coogee Coastal walk and enjoy an Aussie beach BBQ and a few cold beers. This evening we jump on our overnight bus to Byron Bay.

DAY 4 - BYRON BAY

• **BYRON BAY** Explore the beautiful and famous surf town of Byron Bay. Chill out on the beach or work on your tan, live like a local! We'll enjoy a night out this evening.

DAY 5 - SURFS UP!

• **BYRON BAY** Today you'll learn to surf with Aussie surfer dudes before enjoying a relaxing yoga class. The proper Byron Bay experience!

DAY 6 - LIGHTHOUSE SUNRISE

• **BYRON BAY** This morning is an early start as we get up to walk to the beautiful Cape Byron Lighthouse for sunrise. Taking in the iconic views we'll chill out for the rest of the day.

DAY 7 - SURFERS PARADISE

• **SURFERS PARADISE** Today we head up to the iconic Surfers Paradise. We'll spend the day exploring the city and chilling out on the famous endless white sand beach. Get ready to party the night away tonight!

DAY 8 - SUP TOUR & WORK IN OZ

• **SURFERS PARADISE** Get back to nature as you take in the breathtaking views of Surfers Paradise's iconic coastline, paddling through the mangroves and spotting amazing wildlife with a SUP lesson and tour. We'll then make sure all the essential stuff you'll need to live and work in Australia is sorted including signing you up to our Oz Jobs Program.



DAY 9 - BRISBANE

• **BRISBANE** We head up to Brisbane today and will get to explore the highlights of Queensland's capital with a city orientation tour. We'll then get to chill out at the only city man-made beach in Australia called 'The Lagoon.'

DAY 10 - CHECK OUT & ONWARD TRAVEL

• **BRISBANE** Your amazing Aussie adventure comes to an end in Brisbane this morning. If you need help with onward travel or work in Oz we are here to help for the rest of your time in Australia. A return to Sydney option is available.

OZ JOBS PROGRAM

By doing Oz Intro with the Oz Jobs add-on we'll give you everything you need to find work in Australia including exclusive access to our own 'Oz Jobs' Program.

Before You Start: We'll help sort all the important things you'll need before you start working in Australia. We'll make sure you have your Aussie bank account open with your card and pin ready for when you arrive, along with your Aussie SIM card and tax file number.


Training Courses: Certain jobs such as bar work and construction require you to complete specific training. We'll explain what's needed and can book you onto all necessary training courses after the trip.

INTRO Jobs App: You'll get a lifetime membership to our 'Oz Jobs' Program. This includes exclusive access to our INTRO Jobs App, where we post lots of great job opportunities everyday.

Unlimited Help & Advice: Your group leader will give you a comprehensive 'Work in Oz' presentation, as well as one on one advice and support on CV building, job finding, interview skills and anything else you'll need to secure a great job in Australia.

Australia Wide Support: We have friendly staff in our Australian offices that will be there to support you and help you find work for the entire time you're in Oz.

Farm Work & 2nd & 3rd Year Visas: If you do 88 days of regional or farm work in Australia you can apply for a 2nd Working Holiday Visa. We'll give you lots more info on this during your trip, will help you find farm work and will also help you apply for your 2nd Year Visa.



ARRIVAL INFORMATION

It's best to arrive on the actual start date as there's no activities on day one. If you do arrive in Sydney before your start date we will still organise your airport transfer and book you into the hostel from the day you arrive. Extra nights can be pre-paid with your agent or direct with us.

AFTER OZ INTRO

Oz Intro finishes in Brisbane. After your trip we'll make sure you're comfortable with what you're doing, where you're going and help you with everything you'll need to have the trip of a lifetime with the friends you've made.

If you need to return to Sydney, we have a return to Sydney option available that includes a flight back to Sydney at an extra cost. Please contact us if you would like to include this on your booking.

VISAS

You need a visa to enter Australia. Most people who do Oz Intro are on either a Tourist Visa or a Working Holiday Visa if they are doing the Oz Jobs add-on.

Please refer to our [Important Stuff](#) page for all up to date visa information for Australia or contact us if you need any help.

TRAVEL INSURANCE

Although Australia is a relatively safe place, it is important that you cover yourself for the unexpected by arranging travel insurance before you go. Travel insurance is compulsory for this trip and you can organise a quote and policy for yourself [here](#).



ACCOM GUIDE

SYDNEY - NOMADS SYDNEY HOSTEL

2 NIGHTS

Popular hostel with a nice bar, right in the heart of Sydney.

Multi-Share Rooms

Ensuite

WiFi

Kitchen, Dining Area & Laundry



SYDNEY

OVERNIGHT BUS

1 NIGHT

A comfy ride and great journey.

Air Con

Toilet Onboard

BYRON BAY - WAKE UP HOSTEL

3 NIGHTS

A trendy hostel across from the beach.

Multi-Share Rooms

Shared Bathrooms

WiFi, Air Con & Laundry

Swimming Pool



BYRON BAY

SURFERS PARADISE - BUNK HOSTEL

2 NIGHTS

Stay in the heart of the Gold Coast!

Multi-Share Rooms

Shared Bathrooms

WiFi, Air Con & Laundry

Swimming Pool



SURFERS PARADISE

BRISBANE - BUNK HOSTEL

1 NIGHT


Popular hostel close to all the nightlife.

Multi-Share Rooms

Shared Bathrooms

WiFi, Air Con & Laundry

Kitchen, Dining Area & Laundry



BRISBANE

IMPORTANT NOTE



The accommodation featured in this document is our usual properties. At certain locations we use alternative accommodation (of equal standard) when needed.

#SMALLCHANGE

SUSTAINABLE TRAVEL



PROTECTING THE ENVIRONMENT



SUPPORTING LOCAL COMMUNITIES



CULTURAL EXCHANGE & EDUCATION



ANIMAL WELFARE

Making a positive difference to the amazing destinations we travel is at the core of what we do. Small Change is our own socially conscious initiative aimed at making the world that little bit better place to explore!

Click [here](#) to learn more!



WE'RE PLANTING 10 TREES FOR EVERY INTRO TRAVEL BOOKING!

FAQS



DO MANY PEOPLE TRAVEL ALONE?

Yes. Lots of people on our trips are travelling solo. But by doing our trip you'll instantly be part of a group, so it's a great way to meet others and make friends!



CAN I CHAT TO MY GROUP BEFORE I LEAVE?

You can start chatting to people in your group and other travellers before you leave. Just go to our Facebook page, click on 'Groups' and choose [Australia](#).



WHEN IS THE BEST TIME TO VISIT AUSTRALIA?

It's always a good time to go backpacking in Australia! It's generally quite hot in most parts of the country for the majority of the year except for the southern half of Australia during winter (June, July & August). But because Australia is such a big country when it's cold down south most people will head north and follow the sun!



IS THERE WI-FI THROUGHOUT THE TRIP?

Most accommodations we stay at have free Wi-Fi available. Australia's Wi-Fi network is usually quite good.



WHAT LUGGAGE DO YOU RECOMMEND?

We always recommend travelling with a backpack and packing light! 15-20kgs of stuff should be plenty. Australia is a BIG country so dragging around a huge bag is not fun.



WHAT IS A WORKING HOLIDAY VISA

A Working Holiday Visa allows you to stay in Australia for up to 12 months. You are legally allowed to work with a WHV for each employer for up to 6 months, or 12 months in two different locations. Once your visa has been approved you have 12 months to use it. You must be aged 18-35. For more information on WHV, click [here](#).



DO I NEED A CERTAIN AMOUNT OF MONEY TO ENTER AUSTRALIA?

You should have sufficient funds to support your trip. If you're on a WHV or have a return ticket out of Australia, then it's unlikely you'll be asked to show evidence. However, it is a good idea to have at least \$4,000AUD.



WHAT IS THE BEST WAY TO ACCESS MY MONEY?

If you're going to be working in Oz then you'll need an Aussie bank account. To open your bank account just go to the ['Manage My Booking'](#) section of our website. Your bank account will be set up with [Wise](#). Australian employers will be able to pay you through this and you'll be able to use the Wise card to pay for things and withdraw cash at ATM's. If you transfer your money from home into Australian dollars you can avoid paying foreign exchange fees when you use the card.



TERMS & CONDITIONS

For the full set of Terms and Conditions for our tours, start dates, and your responsibilities as a traveller with us, please see the [Terms & Conditions](#) section of our website.

That's about it for now!

Once you've booked you'll get access to 'Manage My Booking' and the INTRO Travel App, which will give you all the information you'll need on Australia and Oz Intro, so you can just relax and enjoy the experience.

Of course if you have an more questions just contact us. We're happy to help!

hello@introtravel.com
www.introtravel.com